



Random Lengths Weekly Report

Panel Price Guide

TAK this week: Commerce releases new duty rates on Canadian lumber shipments to the U.S. British Columbia braces for new round of storms.

Panel Weekly Price Changes					Plywood/Veneer					Canadian Panel				
OSB	11/12	11/19	This Week	Chg 3 Weeks	11/12	11/19	This Week	Chg 3 Weeks	11/12	11/19	This Week	Chg 3 Weeks		
7/16" (N Central)	0	0	0	0	SYP (W) 15/32" (Rated 4-ply)	-30	0	+25	-5	OSB 7/16" (Van)	-40	0	0	-40
7/16" (Eastern Can)	0	0	+15	+15	1/2" CD (Western 4-ply)	-20	+5	+30	+15	OSB 7/16" (Edm)	-40	0	0	-40
7/16" (Southwest)	-10	-25	0	-35	23/32" UL (Southern-West)	-15	0	+20	+5	OSB 7/16" (Tor)	0	+10	+25	+35
23/32" T&G (N Central)	0	0	0	0	23/32" UL (Western)	-5	0	+5	0	OSB T&G 23/32" (Van)	-40	0	0	-40
23/32" T&G (Eastern Can)	0	0	0	0	23/32" AC (Western)	-5	-5	-5	-15	OSB T&G 23/32" (Tor)	0	+10	0	+10
23/32" T&G (Southwest)	-10	-10	0	-20	1/10" DF CD 54" Veneer	0.00	0.00	0.00	0.00	Spruce Ply 9.5mm (Tor)	0	+11	+23	+34

U.S. PANEL PRICES

Prices Net, f.o.b. Mill, Unless Otherwise Noted • Prices Per Thousand Square Feet

ORIENTED STRAND BOARD

	NORTH CENTRAL	WESTERN CANADA	EASTERN CANADA	SOUTH WEST ¹	SOUTH EAST ²	MID ATLANTIC ³
3/8"	495	400	430	480	455	455
7/16"	500	400	435	480	460	460
15/32"	515	420	455	505	490	495
1/2"	525	445	465	535	505	515
19/32" T&G	785	645	695	905	930	955
23/32" T&G	960	770	945	990	1,010	1,035

DELIVERED PRICES

	3/8"	7/16"	15/32"	19/32" T&G	23/32" T&G
Seattle	450	450	470	700	835
Portland	452	452	472	705	840
Sacramento ⁴	460	460	480	800	900
Los Angeles ⁴	450	450	490	800	890
Denver	490	490	520	850	945
Salt Lake City	490	490	520	850	945
Phoenix ⁴	450	450	490	800	890

1—Plants in Tex., La., Ark., and Okla. 2—Plants in Ga., Ala., Miss., S.C., and Tenn.
3—Plants in Va., W. Va., N.C. 4—Add 10-20 for Struc 1.

SOUTHERN PLYWOOD¹ SHEATHING

From:	Rated WEST			CENTRAL			EAST			Mill Grade WEST			CENTRAL			EAST		
	WEST	CENTRAL	EAST	WEST	CENTRAL	EAST	WEST	CENTRAL	EAST	WEST	CENTRAL	EAST	WEST	CENTRAL	EAST			
3/8"	430	430	440	355	340	365	355	340	365	355	340	365	355	340	365			
15/32" 3-ply	520	525	540	385	395	410	385	395	410	385	395	410	385	395	410			
15/32" 4-ply	530	535	550	390	405	415	390	405	415	390	405	415	390	405	415			
19/32" 4-ply	730	760	770	435	435	420	435	435	420	435	435	420	435	435	420			
23/32"	885	895	905	545	585	635	545	585	635	545	585	635	545	585	635			

SANDED

From:	AC		BC		UNDERLAYMENT C X-Band, T&G		
	WEST	EAST	WEST	EAST	WEST	CENTRAL	EAST
1/4"	640	710	630	700	19/32"	900	910 920
11/32"	620	630	610	620	23/32"	1,035	1,035 1,120
15/32"	830	790	820	780	CONCRETE FORM		
19/32"	900	960	880	950	19/32"	1,260	- 1,340
23/32"	990	1,100	980	1,090	23/32"	1,370	- 1,450

SIDINGS, Rough Sawn, 8-foot, 6-patch

From:	WEST	EAST
11/32"	905	920
19/32" Grooved 4" or 8" o.c.	1,195	1,210
19/32" RB&B	1,215	1,210

1—West - Plants in Tex., La., Ark.; Central - Plants in Ala., Miss.; East - Plants in Ga., Fla., S.C., also N.C. and Va., where prices are slightly higher.

Plywood Service Charges

	West	South
U/L C X-band, 5/16-1/2	\$35	\$30-40
U/L, Solid, add to C X-band	25	25-30
Plugging & Touch Sanding	-	30-40
Oiling and Edge Sealing	15	35-50
T&G or Shiplap - 2 long edges	15	10-25
9 & 10 foot lengths	130-160	-
9 & 10 foot lengths (sanded)	110	-
Thick Panels, each 1/16 over 3/4 (23/32)	55	-
Sanded, full thicknesses, 3/8 through 3/4	55	-

WESTERN PLYWOOD SHEATHING

	CD	CD Struc 1	CC	CC Plugged & Touch Sanded ¹	Mill Grade
3/8"	470	510	570	915	310
1/2" 3-ply	520	-	-	-	-
1/2" 4/5-ply	535/640	660	620	1,160	420
5/8" 4/5-ply	680/730	760	775	1,330	425
3/4" 4/5-ply	800/830	870	875	1,390	545

1—Add 25 for BC P&T'S

SANDED

	AC	BC	AB	AA
1/4"	1,030	950	1,150	1,185
11/32"	1,055	975	1,195	1,230
15/32"	1,540	1,435	1,710	1,730
19/32"	1,730	1,585	1,910	1,935
23/32"	1,890	1,745	2,145	2,165

UNDERLAYMENT SIDINGS, Rough Sawn

C X-Band, T&G	8'			9'			10'		
	11/32"	19/32"	23/32"	11/32"	19/32"	23/32"	11/32"	19/32"	23/32"
19/32"	970	6-Patch	1,310	1,805	1,815	1,815	1,815	1,815	1,815
23/32"	1,070	19/32"	1,885	2,385	2,415	2,415	2,415	2,415	2,415
1-1/8"	1,510	19/32" RB&B	1,935	2,425	2,455	2,455	2,455	2,455	2,455
CONCRETE FORM	18-Patch	11/32"	1,230	1,590	1,625	1,625	1,625	1,625	1,625
5/8"	1,615	19/32"	1,830	2,220	2,235	2,235	2,235	2,235	2,235
3/4"	1,650	19/32" RB&B	1,885	2,240	2,270	2,270	2,270	2,270	2,270

WEST COAST VENEER

CD-8'	54"	27"	RW	F/T	Mix ¹
Douglas Fir 1/10"	80.00	46.00	14.00	13.75	66.75
Douglas Fir 1/8"	104.75	61.75	12.75	12.75	86.75
White Woods 1/6" ²	125.00	84.50	31.00	27.00	-

AB-8'

Douglas Fir	54"	27"
1/10"	173.50	163.50

1—75% 54", 10% 27", 10% RW, 5% F/T. 2—White Fir, Hemlock, Spruce

NON-STRUCTURAL PANELS

INDUSTRIAL PARTICLEBOARD	WESTERN COAST ¹				SOUTHERN INLAND ²				INTERIOR PB UNDERLAYMENT		MELAMINE ⁵	
	WESTERN	CENTRAL ³	EAST ⁴	WESTERN	SOUTHERN	WESTERN	WEST	EAST	WEST	EAST		
3/8"	455	440	385	415	415	-	-	-	-			
1/2"	485	470	410	440	430	-	-	-	-			
5/8"	530	525	475	505	480	830	775	-	-			
11/16"	-	-	500	530	-	-	-	-	-			
3/4"	580	565	525	550	535	860	800	-	-			
1-1/8"	-	-	730	760	-	-	-	-	-			

1—Western Ore. 2—Eastern Ore. 3—Ark., La., Miss., Ala. 4—Ga., S.C. 5—Thermally fused. Coated on both sides, commodity face grade (80 gram), standard white.

MEDIUM DENSITY FIBERBOARD

	3/8"	1/2"	5/8"	3/4"
WEST ¹	675	735	825	895
EAST ²	650	710	815	865

1—Plants west of the Mississippi River. 2—Plants east of the Mississippi River.

CANADIAN PANEL PRICES

Prices Net, f.o.b. Mill, U.S. Dollars, Unless Otherwise Noted • Prices Per Thousand Square Feet • Prices Indicate Mixed Car Loadings.

ORIENTED STRAND BOARD CANADA¹ DELIVERED PRICES

	T&G					
	3/8"	7/16"	15/32"	1/2"	19/32"	23/32"
Vancouver	550	550	570	590	860	1,020
Edmonton	530	530	550	570	845	1,005
Calgary	535	535	555	575	850	1,010
Regina	530	530	550	570	845	1,005
Winnipeg	540	540	560	580	855	1,020
Toronto	570	575	595	615	895	1,135
Montreal	580	580	600	620	910	1,150
Moncton	592	592	617	637	924	1,164
Halifax	597	597	622	642	929	1,169

1-Prices delivered in Canadian funds, GST not included.

Canadian Panel Price Methodology: Many of the delivered Canadian OSB prices and all of the Spruce and Douglas Fir plywood prices on this page originated in the former Crow's newsletter. All delivered OSB prices in this section are derived from weekly market price assessments. The Spruce and Douglas Fir plywood prices are all derived from the Toronto 3/8-inch price. The 3/8-inch prices for other destinations are based on freight adders or deducts using Toronto as the base. In each destination column, the price for each thickness below the 3/8-inch price is derived from formulas using 3/8-inch as the basis. The 1-inch panel prices reflect additional costs at the manufacturing level.

CANADIAN SHEATHING CANADIAN SPRUCE PLYWOOD^{1,2,3}

	VANC	CAL/EDM	REGINA	WINN	TOR	MONT	MONC	HAL
9.5mm-3/8"	563	573	583	591	593	596	613	618
12.5mm-1/2"	751	764	777	788	791	795	817	824
15.5mm-5/8"	938	955	972	985	988	993	1,022	1,030
18.5mm-3/4"	1,126	1,146	1,166	1,182	1,186	1,192	1,226	1,236
25.5mm-1"	1,699	1,725	1,753	1,773	1,779	1,787	1,833	1,846

1-Prices delivered in Canadian funds, GST not included.

2-For Select, add: 60 3-For T&G, add: 20

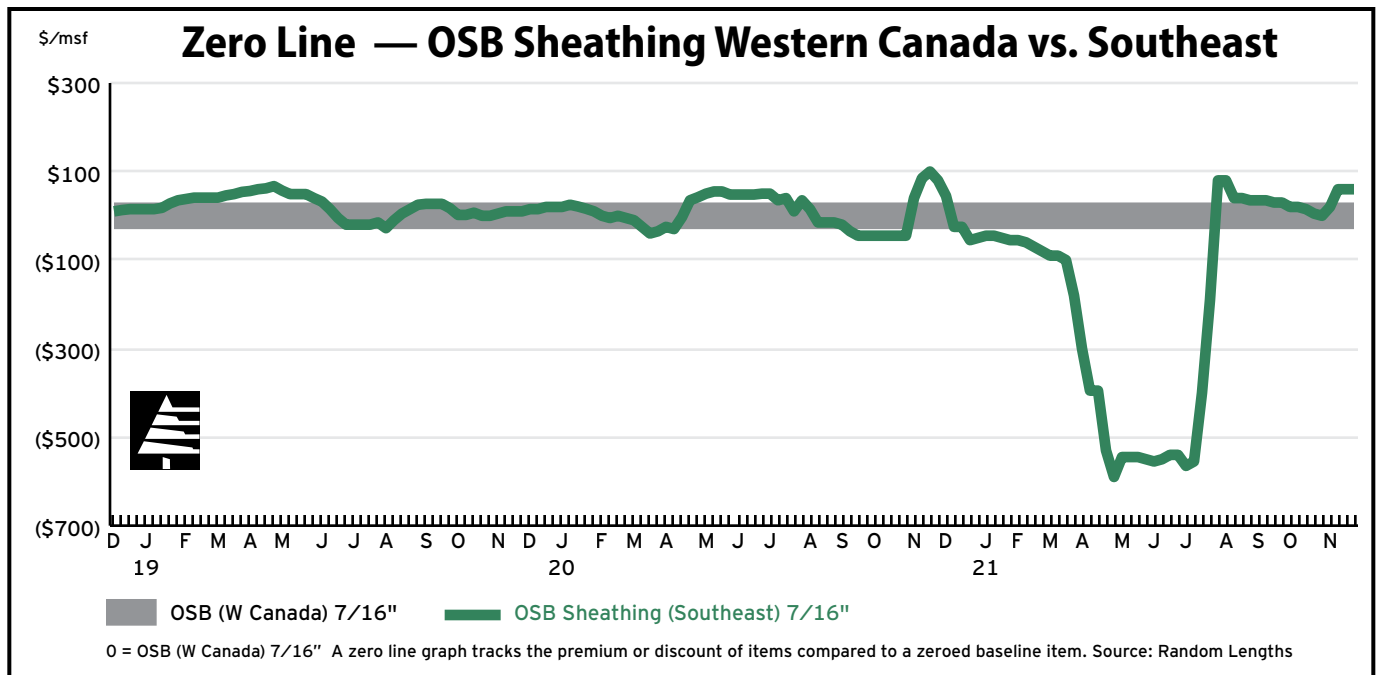
DOUGLAS FIR PLYWOOD^{1,2,3}

	VANC	CAL/EDM	REGINA	WINN	TOR	MONT	MONC	HAL
9.5mm-3/8"	563	573	583	591	593	596	613	618
12.5mm-1/2"	751	764	777	788	791	795	817	824
15.5mm-5/8"	938	955	972	985	988	993	1,022	1,030
18.5mm-3/4"	1,126	1,146	1,166	1,182	1,186	1,192	1,226	1,236
25.5mm-1"	1,699	1,725	1,753	1,773	1,779	1,787	1,833	1,846

1-Prices delivered in Canadian funds, GST not included.

2-For Select, add: 60 3-For T&G, add: 20

Panel Price Comparisons



Information Services for the Forest Products Industry

A wholly owned subsidiary of Fastmarkets

Address: 450 Country Club Road Suite 315, Eugene, Oregon 97401

Phone: +1 (708) 329-2641

Email: rmail@rpi.com Twitter: @TheWoodNews

Website: www.randomlengths.com

Copyright © 2021, Random Lengths Publications, Inc. No part of this publication may be reproduced or transmitted in any form or by any means, electronic or mechanical, including photocopy, recording, facsimile, or any information storage and retrieval system, without written permission. Retransmission by fax, email, or other means, which results in the creation of an additional copy, is unlawful. ISSN 0483-9420. This publication is registered with the Copyright Clearance Center (CCC).

Chief Executive Officer, Fastmarkets: Daniel Klein

Senior Vice President, Fastmarkets: Matt Graves

Editor: Shawn Church

Associate Editors: Jeff Redd, Pete Malliris, Gary Zauner

Assistant Editors: Craig Murphy, Ted Shorack, Joe Pruski

Computer Services: Rich Dudley

Production: Tracy Klocko, Terri Horning, Teresa Wann, Lori Pilla

Subscriber Services: Janna Land, Joy Knick

Newsletters (pdf): Random Lengths Weekly Report, International, and Yardstick.

Upon release Lumber, Panel, and Midweek reports (pdf, xls, or dbf)

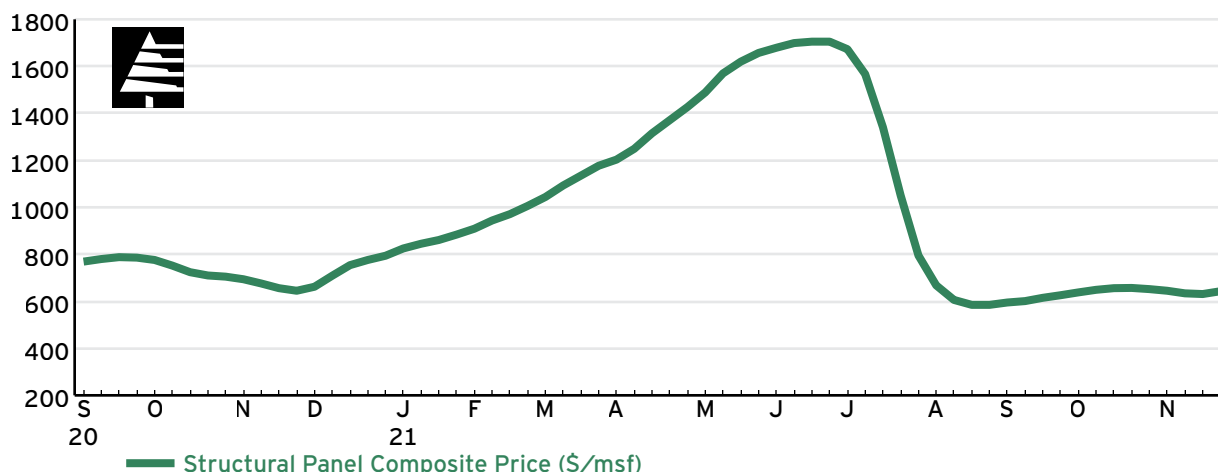
Panel Market Report

Panel Market Indicators

	This Week	Last Week	Year Ago
Structural Panel Composite Price¹	643	631	656
Key Panel Prices			
15/32" 4-ply Rated Southern (West)	530	505	510
15/32" 4-ply Rated Southern (East)	550	520	550
1/2" 4-ply Western	535	505	570
7/16" OSB (North Central)	500	500	625
23/32" AC Sanded Western	1,890	1,895	1,085
Fir 1/10" CD Veneer Mix	66.75	66.75	75.25

	This Week	Last Week	Year Ago
Panel Group Composites¹			
Oriented Strand Board Composite	581	578	611
Southern Pine Plywood Composite	823	800	702
Western Fir Plywood Composite	1,006	994	834
Non-Structural Panel Composite	679	679	503

¹ – For a list of items included in each composite, go to www.rlpi.com, then In Depth > Useful Data > Monthly Composite Prices



Oriented Strand Board

Prices were mostly firm but flat heading into the U.S. Thanksgiving holiday. Logistical issues remained at the forefront of discussions in western markets. Availability of cars and trucks were problematic at mills in British Columbia due to recent flooding and mudslides. Shipments south into the I-5 corridor were especially troublesome.

Producers in Eastern Canada reported steady to strong business from customers north of the border. Reported prices gained in Eastern Canadian delivered markets. Prices firmed in the South. Deep discounts that surfaced last week in the Southwest dissipated. Mills stuck firmly to quotes at or near last week's reported levels and turned away counters. Sales were more active than usual for a holiday week as buyers covered December needs.

Order files in the South ranged from early December to the year-end holidays. Carloads from the Southwest sold into Los Angeles and Phoenix at steep premiums. The Mountain States were quiet.

Southern Plywood

Tightened open-market supplies fueled steady price gains. Buyers with lean inventories and a just-in-time approach in recent weeks discovered dwindling availability in early trading and chased loads with mixed success in the days that followed.

Reported prices of rated sheathing climbed \$20-30 in most thicknesses. 19/32-inch was a strong seller in all zones. Sales of sanded AC/BC panels, underlayment, and concrete form were steady. Prices gained by double digits as well.

Mills spent some time off the market or quoted limited volumes intermittently. At least one producer extended order files to early January. Secondaries and treaters remained cautious, but replenished as dwindling inventories dictated.

Western Plywood

Strong sales extended order files, some into early January, and producers raised prices more aggressively and spent time off the market. Buyers typically favoring Southern Pine looked for coverage in Fir. Canadian buyers also purchased significant volumes of lower-priced, quicker-shipping CCX from western U.S. mills.

Double-digit increases in sheathing and underlayment were common, led by 1/2-inch 4-ply and 3/4-inch 5-ply increases of \$30. Price ranges widened in several thicknesses. Mills sold sanded and siding floor stock at discounts. An uptick in sales of underlayment boosted 23/32- and 1-1/8-inch prices.

Canadian Plywood

Order files pushed out into the latter half of January, prompting mills to limit offerings and go off the market. Although more thinly traded than the prior week, prices of Spruce and Douglas Fir panels increased by 4 points, propelling 3/8-inch, delivered Toronto, to \$593.

Transportation issues, lean inventories, and limited availability created some panic among buyers, although winter's approach tended to calm those concerns. Canadian distributors turned to U.S. mills for lower-priced and quicker-shipping supplies.

Veneer

Trading was more active than many expected. Steady LVL business was accompanied by a boost in plywood orders. Traders in the U.S. took care of needs early in the week before turning their focus to the holiday, while Canadian traders were distracted by logistical woes in light of last week's storm. Prices were unchanged across the board.

Non-Structural Panels

Sales moderately faded ahead of the U.S. holiday, as many buyers and producers prepared for downtime. Demand for particleboard, MDF, and melamine kept pace with or exceeded supplies, and prices remained on firm footing.

Producers noted little benefit to extending order files more than a few weeks as raw material costs continued to rise, providing impetus for mills to keep upward pressure on quotes. "Resin prices aren't increasing, they're soaring," said a large producer in the East.



Panel Price Guide UPS & DOWNS

Panel Weekly Price Changes					Plywood/Veneer					Canadian Panel				
OSB	11/12	11/19	This Week	Chg 3 Weeks	11/12	11/19	This Week	Chg 3 Weeks	11/12	11/19	This Week	Chg 3 Weeks		
7/16" (N Central)	0	0	0	0	SYP (W) 15/32" (Rated 4-ply)	-30	0	+25	-5	OSB 7/16" (Van)	-40	0	0	-40
7/16" (Eastern Can)	0	0	+15	+15	1/2" CD (Western 4-ply)	-20	+5	+30	+15	OSB 7/16" (Edm)	-40	0	0	-40
7/16" (Southwest)	-10	-25	0	-35	23/32" UL (Southern-West)	-15	0	+20	+5	OSB 7/16" (Tor)	0	+10	+25	+35
23/32" T&G (N Central)	0	0	0	0	23/32" UL (Western)	-5	0	+5	0	OSB T&G 23/32" (Van)	-40	0	0	-40
23/32" T&G (Eastern Can)	0	0	0	0	23/32" AC (Western)	-5	-5	-5	-15	OSB T&G 23/32" (Tor)	0	+10	0	+10
23/32" T&G (Southwest)	-10	-10	0	-20	1/10" DF CD 54" Veneer	0.00	0.00	0.00	0.00	Spruce Ply 9.5mm (Tor)	0	+11	+23	+34

U.S. PANEL PRICES

Prices Net, f.o.b. Mill, Unless Otherwise Noted • Prices Per Thousand Square Feet

ORIENTED STRAND BOARD

	NORTH CENTRAL	WESTERN CANADA	EASTERN CANADA	SOUTH WEST ¹	SOUTH EAST ²	MID ATLANTIC ³
3/8"	0	0	+15	0	0	0
7/16"	0	0	+15	0	0	0
15/32"	0	0	+15	0	0	0
1/2"	0	0	+15	0	0	0
19/32" T&G	0	0	0	0	0	0
23/32" T&G	0	0	0	0	0	0

DELIVERED PRICES

	3/8"	7/16"	15/32"	19/32" T&G	23/32" T&G
Seattle	0	0	0	0	0
Portland	0	0	0	0	0
Sacramento ⁴	0	0	0	0	0
Los Angeles ⁴	+25	+25	+25	+25	+25
Denver	0	0	0	0	0
Salt Lake City	0	0	0	0	0
Phoenix ⁴	+25	+25	+25	+25	+25

1—Plants in Tex., La., Ark., and Okla. 2—Plants in Ga., Ala., Miss., S.C., and Tenn.
3—Plants in Va., W. Va., N.C. 4—Add 0/0 for Struc 1.

SOUTHERN PLYWOOD¹ SHEATHING

From:	Rated WEST			Mill Grade WEST		
	WEST	CENTRAL	EAST	WEST	CENTRAL	EAST
3/8"	+10	+10	+10	+5	+5	+5
15/32" 3-ply	+25	+20	+30	+5	+5	+10
15/32" 4-ply	+25	+20	+30	+5	+5	+10
19/32" 4-ply	+30	+30	+30	+5	0	0
23/32"	+25	+25	+20	+5	+10	+5

SANDED

From:	AC		BC		UNDERLAYMENT C X-Band, T&G		
	WEST	EAST	WEST	EAST	WEST	CENTRAL	EAST
1/4"	+10	+20	+10	+20	19/32"	+20	+30
11/32"	+10	+20	+10	+20	23/32"	+20	+40
15/32"	+10	+20	+10	+20	CONCRETE FORM		
19/32"	+10	+30	+10	+30	19/32"	+20	+20
23/32"	+10	+20	+10	+20	23/32"	+20	+30

SIDINGS, Rough Sawn, 8-foot, 6-patch

From:	WEST	EAST
11/32"	+10	+10
19/32" Grooved 4" or 8" o.c.	+10	+10
19/32" RB&B	+10	+10

1—West - Plants in Tex., La., Ark.; Central - Plants in Ala., Miss.; East - Plants in Ga., Fla., S.C., also N.C. and Va., where prices are slightly higher.

Plywood Service Charges

	West	South
U/L C X-band, 5/16-1/2	\$35	\$30-40
U/L, Solid, add to C X-band	25	25-30
Plugging & Touch Sanding	-	30-40
Oiling and Edge Sealing	15	35-50
T&G or Shiplap - 2 long edges	15	10-25
9 & 10 foot lengths	130-160	-
9 & 10 foot lengths (sanded)	110	-
Thick Panels, each 1/16 over 3/4 (23/32)	55	-
Sanded, full thicknesses, 3/8 through 3/4	55	-

WESTERN PLYWOOD SHEATHING

	CD	CD Struc 1	CC	CC Plugged & Touch Sanded ¹	Mill Grade
3/8"	+13	+10	+10	0	+10
1/2" 3-ply	+8	-	-	-	-
1/2" 4/5-ply	+30/+12	+20	0	0	+15
5/8" 4/5-ply	+15/+20	+30	+25	0	+15
3/4" 4/5-ply	+18/+30	+30	+25	0	+15

1—Add 0 for BC P&TS

SANDED

	AC	BC	AB	AA
1/4"	-5	-5	-5	-5
11/32"	-5	-5	-5	-5
15/32"	-5	-5	-5	-5
19/32"	-5	-5	-5	-5
23/32"	-5	-5	-5	-5

UNDERLAYMENT SIDINGS, Rough Sawn

C X-Band, T&G	SIDINGS		
	8'	9'	10'
19/32" 0	6-Patch 11/32" 0	0	0
23/32" +5	19/32" 0	0	0
1-1/8" +10	19/32" RB&B 0	0	0
CONCRETE FORM			
5/8" 0	18-Patch 11/32" -5	-5	-5
3/4" -15	19/32" RB&B -5	-5	-5

WEST COAST VENEER

CD—8'	54"	27"	RW	F/T	Mix ¹
Douglas Fir 1/10"	0	0	0	0	0
Douglas Fir 1/8"	0	0	0	0	0
White Woods 1/6" ²	0	0	0	0	-

AB—8'

Douglas Fir	54"	27"
1/10"	0	0

1—75% 54", 10% 27", 10% RW, 5% F/T. 2—White Fir, Hemlock, Spruce

NON-STRUCTURAL PANELS

	INDUSTRIAL PARTICLEBOARD				INTERIOR PB UNDERLAYMENT		MELAMINE ⁵	
	WESTERN COAST ¹	SOUTHERN INLAND ²	CENTRAL ³	EAST ⁴	WESTERN		WEST	EAST
3/8"	0	0	0	0	0	0	-	-
1/2"	0	0	0	0	0	0	-	-
5/8"	0	0	0	0	0	0	0	0
11/16"	-	-	0	0	-	-	-	-
3/4"	0	0	0	0	0	0	0	0
1-1/8"	-	-	0	0	-	-	-	-

1—Western Ore. 2—Eastern Ore. 3—Ark., La., Miss., Ala. 4—Ga., S.C. 5—Thermally fused. Coated on both sides, commodity face grade (80 gram), standard white.

MEDIUM DENSITY FIBERBOARD

	3/8"	1/2"	5/8"	3/4"
WEST ¹	0	0	0	0
EAST ²	0	0	0	0

1—Plants west of the Mississippi River. 2—Plants east of the Mississippi River.

Random Lengths Weekly Report



CANADIAN PANEL PRICES

Prices Net, f.o.b. Mill, U.S. Dollars, Unless Otherwise Noted • Prices Per Thousand Square Feet • Prices Indicate Mixed Car Loadings.

ORIENTED STRAND BOARD CANADA¹ DELIVERED PRICES

	T&G					
	3/8"	7/16"	15/32"	1/2"	19/32"	23/32"
Vancouver	0	0	0	0	0	0
Edmonton	0	0	0	0	0	0
Calgary	0	0	0	0	0	0
Regina	0	0	0	0	0	0
Winnipeg	0	0	0	0	0	0
Toronto	+25	+25	+25	+25	0	0
Montreal	+25	+25	+25	+25	0	0
Moncton	+25	+25	+25	+25	0	0
Halifax	+25	+25	+25	+25	0	0

1-Prices delivered in Canadian funds, GST not included.

Canadian Panel Price Methodology: Many of the delivered Canadian OSB prices and all of the Spruce and Douglas Fir plywood prices on this page originated in the former Crow's newsletter. All delivered OSB prices in this section are derived from weekly market price assessments. The Spruce and Douglas Fir plywood prices are all derived from the Toronto 3/8-inch price. The 3/8-inch prices for other destinations are based on freight adders or deducts using Toronto as the base. In each destination column, the price for each thickness below the 3/8-inch price is derived from formulas using 3/8-inch as the basis. The 1-inch panel prices reflect additional costs at the manufacturing level.

CANADIAN SHEATHING CANADIAN SPRUCE PLYWOOD^{1,2,3}

	VANC	CAL/EDM	REGINA	WINN	TOR	MONT	MONC	HAL
9.5mm-3/8"	+23	+23	+23	+23	+23	+23	+23	+23
12.5mm-1/2"	+31	+31	+30	+31	+31	+31	+30	+31
15.5mm-5/8"	+38	+38	+39	+38	+38	+38	+39	+38
18.5mm-3/4"	+46	+46	+46	+46	+46	+46	+46	+46
25.5mm-1"	+69	+69	+69	+69	+69	+69	+69	+69

1-Prices delivered in Canadian funds, GST not included.

2-For Select, add: 0 3-For T&G, add: 0

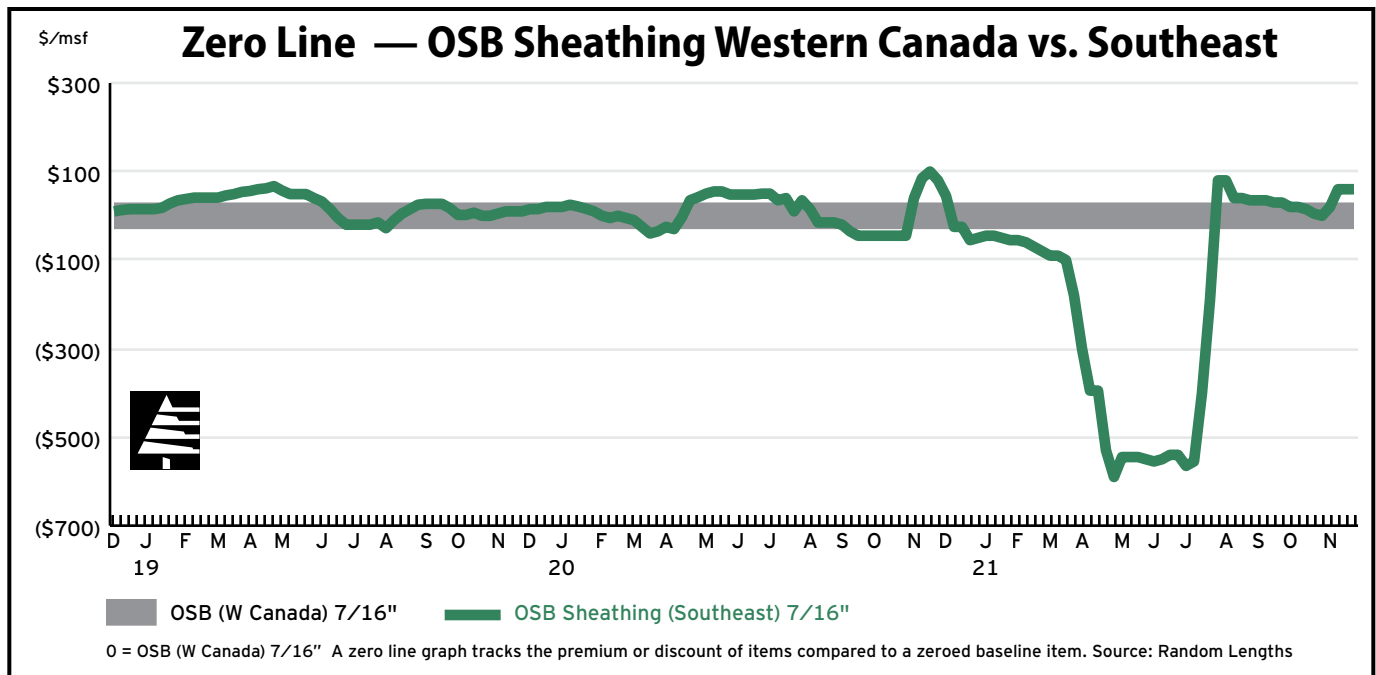
DOUGLAS FIR PLYWOOD^{1,2,3}

	VANC	CAL/EDM	REGINA	WINN	TOR	MONT	MONC	HAL
9.5mm-3/8"	+23	+23	+23	+23	+23	+23	+23	+23
12.5mm-1/2"	+31	+31	+30	+31	+31	+31	+30	+31
15.5mm-5/8"	+38	+38	+39	+38	+38	+38	+39	+38
18.5mm-3/4"	+46	+46	+46	+46	+46	+46	+46	+46
25.5mm-1"	+69	+69	+69	+69	+69	+69	+69	+69

1-Prices delivered in Canadian funds, GST not included.

2-For Select, add: 0 3-For T&G, add: 0

Panel Price Comparisons



Information Services for the Forest Products Industry

A wholly owned subsidiary of Fastmarkets

Address: 450 Country Club Road Suite 315, Eugene, Oregon 97401

Phone: +1 (708) 329-2641

Email: rmail@rpi.com Twitter: @TheWoodNews

Website: www.randomlengths.com

Copyright © 2021, Random Lengths Publications, Inc. No part of this publication may be reproduced or transmitted in any form or by any means, electronic or mechanical, including photocopy, recording, facsimile, or any information storage and retrieval system, without written permission. Retransmission by fax, email, or other means, which results in the creation of an additional copy, is unlawful. ISSN 0483-9420. This publication is registered with the Copyright Clearance Center (CCC).

Chief Executive Officer, Fastmarkets: Daniel Klein

Senior Vice President, Fastmarkets: Matt Graves

Editor: Shawn Church

Associate Editors: Jeff Redd, Pete Malliris, Gary Zauner

Assistant Editors: Craig Murphy, Ted Shorack, Joe Pruski

Computer Services: Rich Dudley

Production: Tracy Klocko, Terri Horning, Teresa Wann, Lori Pilla

Subscriber Services: Janna Land, Joy Knick

Newsletters (pdf): Random Lengths Weekly Report, International, and Yardstick.

Upon release Lumber, Panel, and Midweek reports (pdf, xls, or dbf)