



# Random Lengths Weekly Report

# Panel Price Guide

**TAK this week:** Delayed projects getting under way may buoy fourth-quarter demand. Supply-chain snarls holding up Pine industrial prices.

Panel Weekly Price Changes					Plywood/Veneer					Canadian Panel				
OSB	10/1	10/8	This Week	Chg 3 Weeks	10/1	10/8	This Week	Chg 3 Weeks	10/1	10/8	This Week	Chg 3 Weeks		
7/16" (N Central)	+10	+10	+10	+30	SYP (W) 15/32" (Rated 4-ply)	+20	+20	+5	+45	OSB 7/16" (Van)	+20	+10	+15	+45
7/16" (Eastern Can)	+10	+5	+5	+20	1/2" CD (Western 4-ply)	+10	+7	+6	+23	OSB 7/16" (Edm)	+20	+10	+15	+45
7/16" (Southwest)	+10	+10	+5	+25	23/32" UL (Southern-West)	+40	+30	+20	+90	OSB 7/16" (Tor)	0	0	0	0
23/32" T&G (N Central)	+10	+10	+10	+30	23/32" UL (Western)	-10	-10	0	-20	OSB T&G 23/32" (Van)	0	0	+10	+10
23/32" T&G (Eastern Can)	0	0	0	0	23/32" AC (Western)	0	0	0	0	OSB T&G 23/32" (Tor)	0	0	0	0
23/32" T&G (Southwest)	+10	+5	0	+15	1/10" DF CD 54" Veneer	-2.00	-1.50	-1.00	-4.50	Spruce Ply 9.5mm (Tor)	0	0	0	0

## U.S. PANEL PRICES

Prices Net, f.o.b. Mill, Unless Otherwise Noted • Prices Per Thousand Square Feet

### ORIENTED STRAND BOARD

	NORTH CENTRAL	WESTERN CANADA	EASTERN CANADA	SOUTH WEST <sup>1</sup>	SOUTH EAST <sup>2</sup>	MID ATLANTIC <sup>3</sup>
3/8"	485	445	415	515	455	455
7/16"	490	445	420	515	460	460
15/32"	505	465	440	540	490	495
1/2"	515	490	450	570	505	515
19/32" T&G	775	705	695	925	930	955
23/32" T&G	950	830	945	1,010	1,010	1,035

### DELIVERED PRICES

	3/8"	7/16"	15/32"	19/32" T&G	23/32" T&G
Seattle	495	495	515	760	895
Portland	497	497	517	765	900
Sacramento <sup>4</sup>	520	520	540	870	970
Los Angeles <sup>4</sup>	490	490	545	840	930
Denver	515	515	555	945	1,040
Salt Lake City	515	515	555	945	1,040
Phoenix <sup>4</sup>	490	490	545	840	930

1—Plants in Tex., La., Ark., and Okla. 2—Plants in Ga., Ala., Miss., S.C., and Tenn.  
3—Plants in Va., W. Va., N.C. 4—Add 10-20 for Struc 1.

### SOUTHERN PLYWOOD<sup>1</sup> SHEATHING

From:	Rated WEST			CENTRAL			EAST			Mill Grade WEST			CENTRAL			EAST		
	WEST	CENTRAL	EAST	WEST	CENTRAL	EAST	WEST	CENTRAL	EAST	WEST	CENTRAL	EAST	WEST	CENTRAL	EAST	WEST	CENTRAL	EAST
3/8"	430	435	440	355	335	360	355	335	360	355	335	360	355	335	360	355	335	360
15/32" 3-ply	575	585	615	395	410	440	395	410	440	395	410	440	395	410	440	395	410	440
15/32" 4-ply	585	595	625	400	420	445	400	420	445	400	420	445	400	420	445	400	420	445
19/32" 4-ply	760	775	810	445	460	470	445	460	470	445	460	470	445	460	470	445	460	470
23/32"	890	900	935	555	570	680	555	570	680	555	570	680	555	570	680	555	570	680

### SANDED

From:	AC		BC		UNDERLAYMENT C X-Band, T&G		
	WEST	EAST	WEST	EAST	WEST	CENTRAL	EAST
1/4"	620	630	610	620	19/32"	900	910 880
11/32"	580	540	570	530	23/32"	1,030	1,030 1,150
15/32"	820	700	810	690	<b>CONCRETE FORM</b>		
19/32"	870	880	830	840	19/32"	1,210	- 1,290
23/32"	950	1,010	900	970	23/32"	1,320	- 1,400

### SIDINGS, Rough Sawn, 8-foot, 6-patch

From:	WEST	EAST
11/32"	885	895
19/32" Grooved 4" or 8" o.c.	1,175	1,185
19/32" RB&B	1,195	1,185

1—West - Plants in Tex., La., Ark.; Central - Plants in Ala., Miss.; East - Plants in Ga., Fla., S.C., also N.C. and Va., where prices are slightly higher.

### Plywood Service Charges

	West	South
U/L C X-band, 5/16-1/2	\$35	\$30-40
U/L, Solid, add to C X-band	25	25-30
Plugging & Touch Sanding	-	30-40
Oiling and Edge Sealing	15	35-50
T&G or Shiplap - 2 long edges	15	10-25
9 & 10 foot lengths	130-160	-
9 & 10 foot lengths (sanded)	110	-
Thick Panels, each 1/16 over 3/4 (23/32)	55	-
Sanded, full thicknesses, 3/8 through 3/4	55	-

### WESTERN PLYWOOD SHEATHING

	CD	CD Struc I	CC	CC Plugged & Touch Sanded <sup>1</sup>	Mill Grade
3/8"	462	515	570	915	315
1/2" 3-ply	515	-	-	-	-
1/2" 4/5-ply	523/640	655	635	1,160	405
5/8" 4/5-ply	677/718	745	755	1,330	425
3/4" 4/5-ply	780/805	850	850	1,390	540

1—Add 25 for BC P&TS

### SANDED

	AC	BC	AB	AA
1/4"	1,050	965	1,170	1,205
11/32"	1,075	990	1,215	1,250
15/32"	1,560	1,450	1,730	1,750
19/32"	1,750	1,600	1,930	1,955
23/32"	1,910	1,760	2,165	2,185

### UNDERLAYMENT SIDINGS, Rough Sawn

C X-Band, T&G	8'			9'			10'		
	11/32"	19/32"	19/32" RB&B	11/32"	19/32"	19/32" RB&B	11/32"	19/32"	19/32" RB&B
19/32"	980	1,325	1,820	1,325	1,820	1,830	1,325	1,820	1,830
23/32"	1,080	1,900	2,400	1,900	2,400	2,430	1,900	2,400	2,430
1-1/8"	1,525	1,950	2,440	1,950	2,440	2,470	1,950	2,440	2,470
<b>CONCRETE FORM</b>	18-Patch 11/32"	1,250	1,610	1,250	1,610	1,645	1,250	1,610	1,645
5/8"	1,625	1,850	2,240	1,850	2,240	2,255	1,850	2,240	2,255
3/4"	1,675	1,905	2,260	1,905	2,260	2,290	1,905	2,260	2,290

### WEST COAST VENEER

CD—8'	54"	27"	RW	F/T	Mix <sup>1</sup>
Douglas Fir 1/10"	80.25	47.00	14.25	13.75	67.00
Douglas Fir 1/8"	105.00	63.00	13.25	13.25	87.00
White Woods 1/6" <sup>2</sup>	125.50	85.50	31.00	27.00	-

### AB—8'

Douglas Fir	54"	27"
1/10"	173.50	163.50

1—75% 54", 10% 27", 10% RW, 5% F/T. 2—White Fir, Hemlock, Spruce

### NON-STRUCTURAL PANELS

	INDUSTRIAL PARTICLEBOARD				INTERIOR PB UNDERLAYMENT		MELAMINE <sup>5</sup>	
	WESTERN COAST <sup>1</sup>	INLAND <sup>2</sup>	SOUTHERN CENTRAL <sup>3</sup>	EAST <sup>4</sup>	WESTERN	WEST	EAST	
3/8"	440	420	370	395	405	-	-	
1/2"	470	450	395	420	420	-	-	
5/8"	515	505	460	485	470	805	755	
11/16"	-	-	485	510	-	-	-	
3/4"	565	545	510	530	525	835	780	
1-1/8"	-	-	715	740	-	-	-	

1—Western Ore. 2—Eastern Ore. 3—Ark., La., Miss., Ala. 4—Ga., S.C. 5—Thermally fused. Coated on both sides, commodity face grade (80 gram), standard white.

### MEDIUM DENSITY FIBERBOARD

	3/8"	1/2"	5/8"	3/4"
WEST <sup>1</sup>	655	715	805	875
EAST <sup>2</sup>	630	690	795	845

1—Plants west of the Mississippi River. 2—Plants east of the Mississippi River.

## CANADIAN PANEL PRICES

Prices Net, f.o.b. Mill, U.S. Dollars, Unless Otherwise Noted • Prices Per Thousand Square Feet • Prices Indicate Mixed Car Loadings.

### ORIENTED STRAND BOARD CANADA<sup>1</sup> DELIVERED PRICES

	T&G					
	3/8"	7/16"	15/32"	1/2"	19/32"	23/32"
Vancouver	595	595	615	635	920	1,080
Edmonton	575	575	595	615	905	1,065
Calgary	580	580	600	620	910	1,070
Regina	575	575	595	615	905	1,065
Winnipeg	585	585	605	625	915	1,080
Toronto	535	540	560	580	885	1,125
Montreal	545	545	565	585	900	1,140
Moncton	557	557	582	602	914	1,154
Halifax	562	562	587	607	919	1,159

1-Prices delivered in Canadian funds, GST not included.

**Canadian Panel Price Methodology:** Many of the delivered Canadian OSB prices and all of the Spruce and Douglas Fir plywood prices on this page originated in the former Crow's newsletter. All delivered OSB prices in this section are derived from weekly market price assessments. The Spruce and Douglas Fir plywood prices are all derived from the Toronto 3/8-inch price. The 3/8-inch prices for other destinations are based on freight adders or deducts using Toronto as the base. In each destination column, the price for each thickness below the 3/8-inch price is derived from formulas using 3/8-inch as the basis. The 1-inch panel prices reflect additional costs at the manufacturing level.

### CANADIAN SHEATHING CANADIAN SPRUCE PLYWOOD<sup>1,2,3</sup>

	VANC	CAL/EDM	REGINA	WINN	TOR	MONT	MONC	HAL
9.5mm-3/8"	529	539	549	557	559	562	579	584
12.5mm-1/2"	705	719	732	743	745	749	772	779
15.5mm-5/8"	882	898	915	928	932	937	965	973
18.5mm-3/4"	1,058	1,078	1,098	1,114	1,118	1,124	1,158	1,168
25.5mm-1"	1,597	1,623	1,651	1,671	1,677	1,685	1,731	1,744

1-Prices delivered in Canadian funds, GST not included.

2-For Select, add: 60 3-For T&G, add: 20

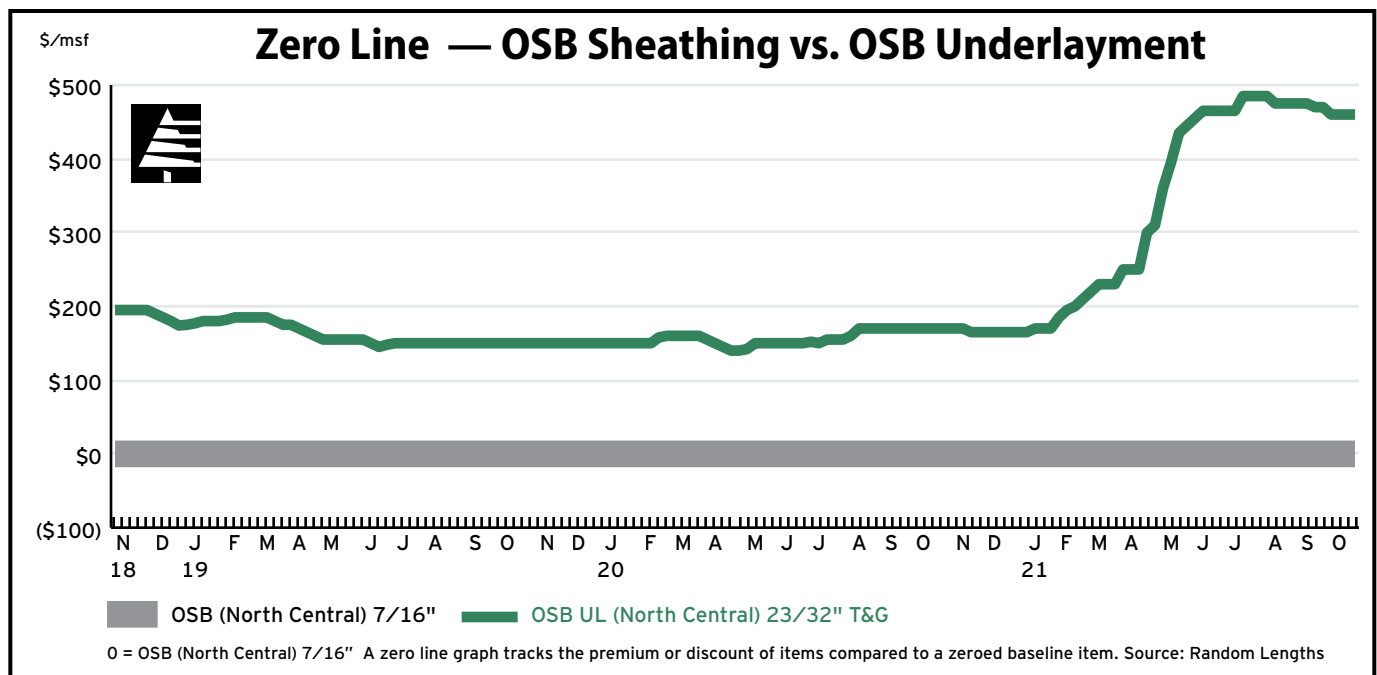
### DOUGLAS FIR PLYWOOD<sup>1,2,3</sup>

	VANC	CAL/EDM	REGINA	WINN	TOR	MONT	MONC	HAL
9.5mm-3/8"	529	539	549	557	559	562	579	584
12.5mm-1/2"	705	719	732	743	745	749	772	779
15.5mm-5/8"	882	898	915	928	932	937	965	973
18.5mm-3/4"	1,058	1,078	1,098	1,114	1,118	1,124	1,158	1,168
25.5mm-1"	1,597	1,623	1,651	1,671	1,677	1,685	1,731	1,744

1-Prices delivered in Canadian funds, GST not included.

2-For Select, add: 60 3-For T&G, add: 20

# Panel Price Comparisons



Information Services for the Forest Products Industry

A wholly owned subsidiary of Fastmarkets RISI

Address: 450 Country Club Road Suite 315, Eugene, Oregon 97401

Phone: (866) 271-8525 (Toll-free U.S./Canada) or (541) 686-9925

Email: rmailto@rpi.com Twitter: @TheWoodNews

Website: www.randomlengths.com

Copyright © 2021, Random Lengths Publications, Inc. No part of this publication may be reproduced or transmitted in any form or by any means, electronic or mechanical, including photocopy, recording, facsimile, or any information storage and retrieval system, without written permission. Retransmission by fax, email, or other means, which results in the creation of an additional copy, is unlawful. ISSN 0483-9420. This publication is registered with the Copyright Clearance Center (CCC).

Chief Executive Officer, Fastmarkets RISI: Daniel Klein

Senior Vice President, Fastmarkets RISI: Matt Graves

Editor: Shawn Church

Associate Editors: Jeff Redd, Pete Malliris, Gary Zauner

Assistant Editors: Craig Murphy, Ted Shorack, Joe Pruski

Computer Services: Rich Dudley

Production: Tracy Klocko, Adrienne West, Terri Horning, Teresa Wann, Lori Pilla

Subscriber Services: Janna Land, Joy Knick

Newsletters (pdf): Random Lengths Weekly Report, International, and Yardstick.

Upon release Lumber, Panel, and Midweek reports (pdf, xls, or dbf)

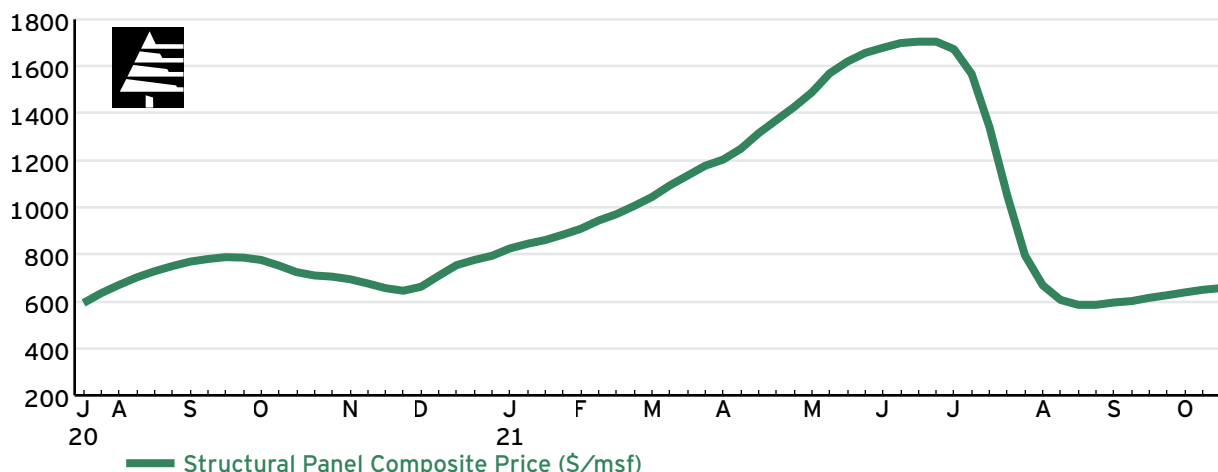
# Panel Market Report

## Panel Market Indicators

	This Week	Last Week	Year Ago
<b>Structural Panel Composite Price<sup>1</sup></b>	<b>656</b>	<b>649</b>	<b>752</b>
<b>Key Panel Prices</b>			
15/32" 4-ply Rated Southern (West)	585	580	625
15/32" 4-ply Rated Southern (East)	625	625	620
1/2" 4-ply Western	523	517	792
7/16" OSB (North Central)	490	480	690
23/32" AC Sanded Western	1,910	1,910	1,085
Fir 1/10" CD Veneer Mix	67.00	67.75	74.50

	This Week	Last Week	Year Ago
<b>Panel Group Composites<sup>1</sup></b>			
Oriented Strand Board Composite	591	583	729
Southern Pine Plywood Composite	835	822	782
Western Fir Plywood Composite	1,007	1,004	958
Non-Structural Panel Composite	660	660	489

1 – For a list of items included in each composite, go to [www.rlpi.com](http://www.rlpi.com), then In Depth > Useful Data > Monthly Composite Prices



### Oriented Strand Board

Sales trends were mixed across North America, but sheathing prices continued to post modest increases as demand outstripped supplies by a thin margin. Buyers avoided taking heavy positions, maintaining a cautious approach to the fourth quarter.

In northern markets, inquiries were strongest in the West. Reported prices of sheathing in Western Canada finished the week \$15 higher, and some sales were reported \$20-25 over last week's levels. Some buyers in the West looked to cover their needs from mills in Eastern Canada due to lower prices and quicker shipping times. Sales within Eastern Canada were modest.

In the South, trading eased compared to recent weeks as buyer urgency faded. Distributors

and dealers limited new purchases primarily to immediate needs. Moderate volumes of 7/16-inch sheathing sold at \$515 in the Southwest in late trading. Some buyers, however, paid \$460-465 to Southeast mills and shipped those loads to westside markets.

Mill order files ranged from late October to mid-November. Sparse sales and lackluster demand left prices flat in Los Angeles and Phoenix. Trading was slightly more active in Sacramento. Sales into the Mountain States were quiet.

### Southern Plywood

Reported prices were firm to slightly higher, but mills with extended order files noted subdued demand. Many buyers held back, digesting inventories before seeking any replenishment.

Upward price momentum in rated sheathing faded in late trading.

Mill quotes extending into early November limited follow-through from the prior week's action. Rated sheathing prices were flat to up \$5-15. 23/32-inch was the strongest seller and difficult to source. Prices of sanded AC/BC posted double-digit gains amid scant supplies of imported panels.

Wholesalers closely aligned quotes with mill replacement levels in response to dwindling sales. Distributors remained steady supplying buyers with fill-in volumes. Truck shortages and understaffing on the railroads pushed lead times further out in some regions.

## Western Plywood

---

Western sheathing prices grinded higher in modest increments. Mills quoting at the higher end of the price ranges experienced fewer sales. Prices for sanded and siding panels were stagnant. Spotty discounts in underlayment surfaced amid reports of limited demand, but prices held.

Mill order files ranged from the latter half of October into the early weeks of November. Buyers, with a hint of caution, purchased conservative volumes to fill in inventories. Wholesalers reported limited interest from their customers.

Thick sheathing panels drew buyers' attention, while 1/2-inch 4-ply remained fluid. Lightly produced 1/2-inch 3-ply led price gains. Producers kept their mill grade output cleaned up.

## Canadian Plywood

---

Canadian plywood prices remained static amid a dearth of market direction. Buyers considered the

time of year and the previous volatile price cycle, prompting them to limit purchases to less-than-truckload volumes. Demand from the residential construction sector far outpaced other segments.

Additional intermodal costs for shipments moving east severely limited those transactions. Instead, producers tried to sell open-market volumes into the West, where sales were often described as solid. Eastern buyers turned more toward box car loadings. Demand for D-grade remained fluid, and spreads with on-grade panels remained narrow.

## Veneer

---

Demand for Douglas Fir 54s from the LVL and hardwood plywood sectors was steady. Some green ends reported more inquiries from both sectors, leading to a sense of firming veneer prices.

Softwood plywood producers reported discounted levels on both 54s and 27s as plywood sales remained modest in the U.S. and quiet in Canada. Buyers' interest in fishtails was limited.

## Non-Structural Panels

---

Unrelenting demand kept non-structural panel buyers seeking coverage. An announced resin price hike, effective this month, motivated producers to pass the higher costs along. Most particleboard producers, however, sold at their recently established prices this week. Many focused on shipping to core customers as promptly as possible.

Some MDF buyers sought coverage as far out as January. Tight supplies supported firm prices. Box store demand for underlayment eased from the scorching pace evident earlier in the year toward more traditional demand levels. Modest volumes of 3/4-inch melamine captured steep premiums.



# Random Lengths Weekly Report

# Panel Price Guide UPS & DOWNS

Panel Weekly Price Changes					Plywood/Veneer					Canadian Panel				
OSB	10/1	10/8	This Week	Chg 3 Weeks	10/1	10/8	This Week	Chg 3 Weeks	10/1	10/8	This Week	Chg 3 Weeks		
7/16" (N Central)	+10	+10	+10	+30	SYP (W) 15/32" (Rated 4-ply)	+20	+20	+5	+45	OSB 7/16" (Van)	+20	+10	+15	+45
7/16" (Eastern Can)	+10	+5	+5	+20	1/2" CD (Western 4-ply)	+10	+7	+6	+23	OSB 7/16" (Edm)	+20	+10	+15	+45
7/16" (Southwest)	+10	+10	+5	+25	23/32" UL (Southern-West)	+40	+30	+20	+90	OSB 7/16" (Tor)	0	0	0	0
23/32" T&G (N Central)	+10	+10	+10	+30	23/32" UL (Western)	-10	-10	0	-20	OSB T&G 23/32" (Van)	0	0	+10	+10
23/32" T&G (Eastern Can)	0	0	0	0	23/32" AC (Western)	0	0	0	0	OSB T&G 23/32" (Tor)	0	0	0	0
23/32" T&G (Southwest)	+10	+5	0	+15	1/10" DF CD 54" Veneer	-2.00	-1.50	-1.00	-4.50	Spruce Ply 9.5mm (Tor)	0	0	0	0

## U.S. PANEL PRICES

Prices Net, f.o.b. Mill, Unless Otherwise Noted • Prices Per Thousand Square Feet

### ORIENTED STRAND BOARD

	NORTH CENTRAL	WESTERN CANADA	EASTERN CANADA	SOUTH WEST <sup>1</sup>	SOUTH EAST <sup>2</sup>	MID ATLANTIC <sup>3</sup>
3/8"	+10	+15	+5	+5	+10	+10
7/16"	+10	+15	+5	+5	+10	+10
15/32"	+10	+15	+5	+5	+10	+10
1/2"	+10	+15	+5	+5	+10	+10
19/32" T&G	+10	0	0	0	0	0
23/32" T&G	+10	+10	0	0	0	0

### DELIVERED PRICES

	3/8"	7/16"	15/32"	19/32" T&G	23/32" T&G
Seattle	+15	+15	+15	0	+10
Portland	+15	+15	+15	0	+10
Sacramento <sup>4</sup>	0	0	0	0	0
Los Angeles <sup>4</sup>	0	0	0	0	0
Denver	+5	+5	+5	0	0
Salt Lake City	+5	+5	+5	0	0
Phoenix <sup>4</sup>	0	0	0	0	0

1—Plants in Tex., La., Ark., and Okla. 2—Plants in Ga., Ala., Miss., S.C., and Tenn.  
3—Plants in Va., W. Va., N.C. 4—Add 0/0 for Struc 1.

### SOUTHERN PLYWOOD<sup>1</sup> SHEATHING

From:	Rated			Mill Grade		
	WEST	CENTRAL	EAST	WEST	CENTRAL	EAST
3/8"	+5	+5	+5	0	0	0
15/32" 3-ply	+5	+5	0	0	0	0
15/32" 4-ply	+5	+5	0	0	0	0
19/32" 4-ply	+10	+15	+10	0	0	0
23/32"	+15	+15	+20	0	0	0

### SANDED

From:	AC		BC		UNDERLAYMENT C X-Band, T&G		
	WEST	EAST	WEST	EAST	WEST	CENTRAL	EAST
1/4"	+30	+30	+30	+30	19/32"	+10	+10
11/32"	+20	+30	+20	+40	23/32"	+20	+20
15/32"	+20	+30	+20	+30	<b>CONCRETE FORM</b>		
19/32"	+20	+30	+20	+30	19/32"	+10	+10
23/32"	+20	+30	+20	+40	23/32"	+20	+10

### SIDINGS, Rough Sawn, 8-foot, 6-patch

From:	WEST	EAST
11/32"	+10	+10
19/32" Grooved 4" or 8" o.c.	+10	+10
19/32" RB&B	+10	+10

1—West - Plants in Tex., La., Ark.; Central - Plants in Ala., Miss.; East - Plants in Ga., Fla., S.C., also N.C. and Va., where prices are slightly higher.

### Plywood Service Charges

	West	South
U/L C X-band, 5/16-1/2	\$35	\$30-40
U/L, Solid, add to C X-band	25	25-30
Plugging & Touch Sanding	-	30-40
Oiling and Edge Sealing	15	35-50
T&G or Shiplap - 2 long edges	15	10-25
9 & 10 foot lengths	130-160	-
9 & 10 foot lengths (sanded)	110	-
Thick Panels, each 1/16 over 3/4 (23/32)	55	-
Sanded, full thicknesses, 3/8 through 3/4	55	-

### WESTERN PLYWOOD SHEATHING

	CD	CD Struc 1	CC	CC Plugged & Touch Sanded <sup>1</sup>	Mill Grade
3/8"	+4	+5	+15	0	0
1/2" 3-ply	+20	-	-	-	-
1/2" 4/5-ply	+6/+3	0	0	0	+5
5/8" 4/5-ply	+7/+6	+5	0	0	0
3/4" 4/5-ply	+10/+5	+5	0	0	+10

1—Add 0 for BC P&TS

### SANDED

	AC	BC	AB	AA
1/4"	0	0	0	0
11/32"	0	0	0	0
15/32"	0	0	0	0
19/32"	0	0	0	0
23/32"	0	0	0	0

### UNDERLAYMENT SIDINGS, Rough Sawn

C X-Band, T&G	8'			9'		10'	
	11/32"	19/32"	19/32" RB&B	11/32"	19/32"	11/32"	19/32"
19/32"	0	0	0	0	0	0	0
23/32"	0	0	0	0	0	0	0
1-1/8"	0	0	0	0	0	0	0
<b>CONCRETE FORM</b>							
5/8"	0	0	0	0	0	0	0
3/4"	0	0	0	0	0	0	0

### WEST COAST VENEER

CD—8'	54"	27"	RW	F/T	Mix <sup>1</sup>
Douglas Fir 1/10"	-1.00	-1.00	0	-0.25	-0.75
Douglas Fir 1/8"	-1.00	-1.00	+0.25	-0.25	-1.00
White Woods 1/6" <sup>2</sup>	-1.50	-1.00	0	0	-

### AB—8'

Douglas Fir	54"	27"
1/10"	0	0

1—75% 54", 10% 27", 10% RW, 5% F/T. 2—White Fir, Hemlock, Spruce

### NON-STRUCTURAL PANELS

	INDUSTRIAL PARTICLEBOARD				INTERIOR PB UNDERLAYMENT		MELAMINE <sup>5</sup>	
	WESTERN COAST <sup>1</sup>	SOUTHERN INLAND <sup>2</sup>	CENTRAL <sup>3</sup>	EAST <sup>4</sup>	WESTERN		WEST	EAST
3/8"	0	0	0	0	0	-	-	
1/2"	0	0	0	0	0	-	-	
5/8"	0	0	0	0	0	+5	+5	
11/16"	-	-	0	0	-	-	-	
3/4"	0	0	0	0	0	+5	+5	
1-1/8"	-	-	0	0	-	-	-	

1—Western Ore. 2—Eastern Ore. 3—Ark., La., Miss., Ala. 4—Ga., S.C. 5—Thermally fused. Coated on both sides, commodity face grade (80 gram), standard white.

### MEDIUM DENSITY FIBERBOARD

	3/8"	1/2"	5/8"	3/4"
WEST <sup>1</sup>	0	0	0	0
EAST <sup>2</sup>	0	0	0	0

1—Plants west of the Mississippi River. 2—Plants east of the Mississippi River.

# Random Lengths Weekly Report



## CANADIAN PANEL PRICES

Prices Net, f.o.b. Mill, U.S. Dollars, Unless Otherwise Noted • Prices Per Thousand Square Feet • Prices Indicate Mixed Car Loadings.

### ORIENTED STRAND BOARD CANADA<sup>1</sup> DELIVERED PRICES

	T&G					
	3/8"	7/16"	15/32"	1/2"	19/32"	23/32"
Vancouver	+15	+15	+15	+15	0	+10
Edmonton	+15	+15	+15	+15	0	+10
Calgary	+15	+15	+15	+15	0	+10
Regina	+15	+15	+15	+15	0	+10
Winnipeg	+15	+15	+15	+15	0	+10
Toronto	0	0	0	0	0	0
Montreal	0	0	0	0	0	0
Moncton	0	0	0	0	0	0
Halifax	0	0	0	0	0	0

1-Prices delivered in Canadian funds, GST not included.

**Canadian Panel Price Methodology:** Many of the delivered Canadian OSB prices and all of the Spruce and Douglas Fir plywood prices on this page originated in the former Crow's newsletter. All delivered OSB prices in this section are derived from weekly market price assessments. The Spruce and Douglas Fir plywood prices are all derived from the Toronto 3/8-inch price. The 3/8-inch prices for other destinations are based on freight adders or deducts using Toronto as the base. In each destination column, the price for each thickness below the 3/8-inch price is derived from formulas using 3/8-inch as the basis. The 1-inch panel prices reflect additional costs at the manufacturing level.

### CANADIAN SHEATHING CANADIAN SPRUCE PLYWOOD<sup>1,2,3</sup>

	VANC	CAL/EDM	REGINA	WINN	TOR	MONT	MONC	HAL
9.5mm-3/8"	0	0	0	0	0	0	0	0
12.5mm-1/2"	0	0	0	0	0	0	0	0
15.5mm-5/8"	0	0	0	0	0	0	0	0
18.5mm-3/4"	0	0	0	0	0	0	0	0
25.5mm-1"	0	0	0	0	0	0	0	0

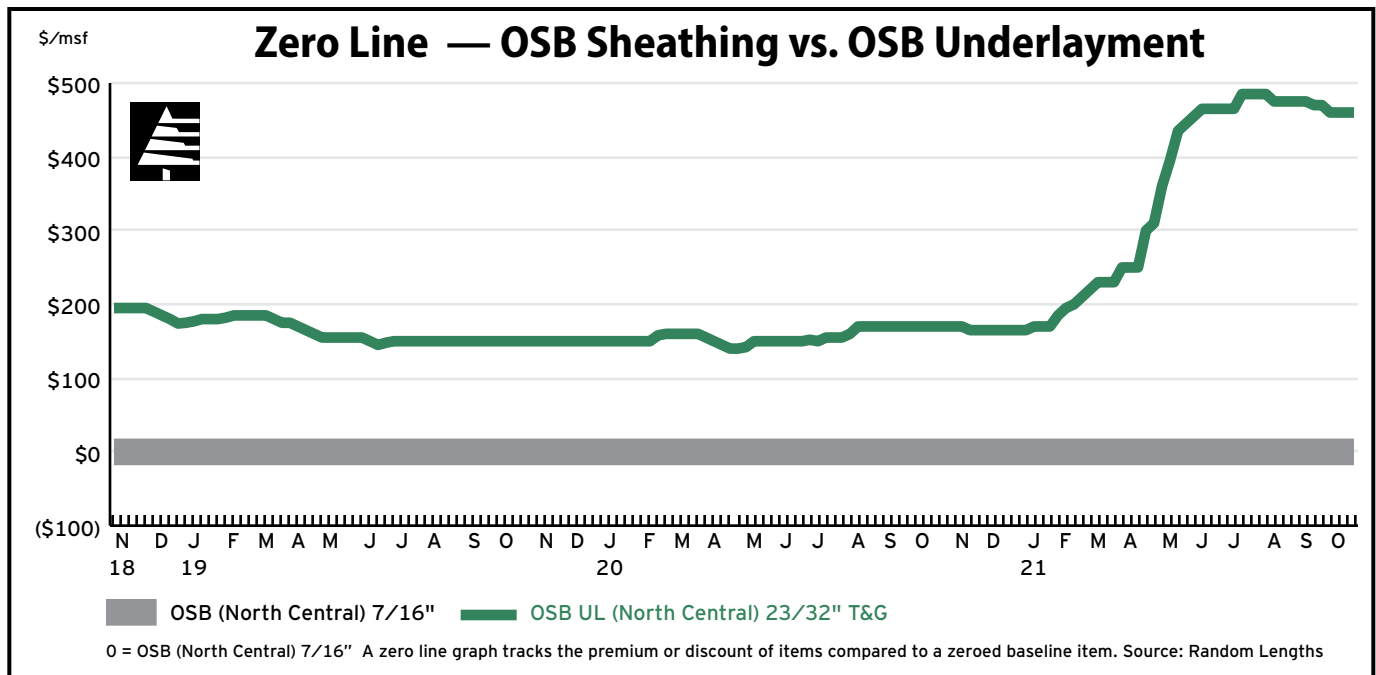
1-Prices delivered in Canadian funds, GST not included.  
2-For Select, add: 0 3-For T&G, add: 0

### DOUGLAS FIR PLYWOOD<sup>1,2,3</sup>

	VANC	CAL/EDM	REGINA	WINN	TOR	MONT	MONC	HAL
9.5mm-3/8"	0	0	0	0	0	0	0	0
12.5mm-1/2"	0	0	0	0	0	0	0	0
15.5mm-5/8"	0	0	0	0	0	0	0	0
18.5mm-3/4"	0	0	0	0	0	0	0	0
25.5mm-1"	0	0	0	0	0	0	0	0

1-Prices delivered in Canadian funds, GST not included.  
2-For Select, add: 0 3-For T&G, add: 0

# Panel Price Comparisons



Information Services for the Forest Products Industry  
A wholly owned subsidiary of Fastmarkets RISI

Address: 450 Country Club Road Suite 315, Eugene, Oregon 97401  
Phone: (866) 271-8525 (Toll-free U.S./Canada) or (541) 686-9925  
Email: rmail@rpi.com Twitter: @TheWoodNews  
Website: www.randomlengths.com

Copyright © 2021, Random Lengths Publications, Inc. No part of this publication may be reproduced or transmitted in any form or by any means, electronic or mechanical, including photocopy, recording, facsimile, or any information storage and retrieval system, without written permission. Retransmission by fax, email, or other means, which results in the creation of an additional copy, is unlawful. ISSN 0483-9420. This publication is registered with the Copyright Clearance Center (CCC).

Chief Executive Officer, Fastmarkets RISI: Daniel Klein  
Senior Vice President, Fastmarkets RISI: Matt Graves  
Editor: Shawn Church

Associate Editors: Jeff Redd, Pete Malliris, Gary Zauner  
Assistant Editors: Craig Murphy, Ted Shorack, Joe Pruski  
Computer Services: Rich Dudley  
Production: Tracy Klocko, Adrienne West, Terri Horning, Teresa Wann, Lori Pilla  
Subscriber Services: Janna Land, Joy Knick

Newsletters (pdf): Random Lengths Weekly Report, International, and Yardstick.  
Upon release Lumber, Panel, and Midweek reports (pdf, xls, or dbf)